

# T-Ball Scoring

Only Use a Pencil in the Scorebook no Pens!

## Getting Started

Obtain the batting line up for both teams

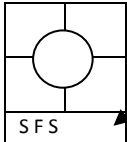
Open your score book so that there is a sheet at the top and a sheet at the bottom

- The AWAY team's line up is written on the top page because they bat first
- The HOME team's line up is written on the bottom page.

Write all the children's full names in the spaces provided in batting order

1	Childs name goes here		
2			
3			

## Batting



Record the strikes and fouls called by the umpire in the bottom scoring cell:

S = Strike

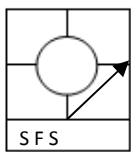
F = Foul



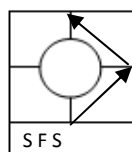
## Running the Bases

As each player gets to a base safely, draw a line in the base box. Once the player reaches home colour in the circle.

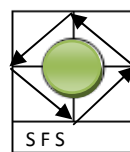
For Example:



Player makes it safely to 1<sup>st</sup> base.



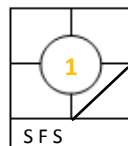
Player makes it safely to 2<sup>nd</sup> base.



Player makes it safely to 3<sup>rd</sup> base and home.

## When a player gets out

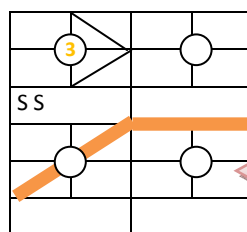
If a player gets out, place a 1, 2 or 3 in the circle



## End of the Innings

At the end of the innings when there are 3 outs or 9 batters, as specified in the Rules of Baseball draw a diagonal line across the next batter

Rule a diagonal line across the next batter




This will be your first batter next innings

## Total the Runs

At the end of each teams turn at bat add up the number of runs. The top is the number of runs this innings, the bottom is a cumulative total

Runs for this innings



This side is where you record the cumulative run total

## T-Ball Scoring

The Scorers from both teams must sit together in a neutral area, preferably behind home plate or as directed by the umpire. **Failure to comply with this rule when requested to do so by the Umpire will lead to a penalty of forfeit for each offence.**

### Tips

- Where necessary the Scorer can seek clarification from the Umpire.
- The **Scorer is 'neutral'** and should not advise either team if they have batted out of order. The umpire may ask the scorers to advise the proper order of the batters.
- Teams may inquire as to the correct batting order for their team.
- The Umpire may request the Scorers to advise the number of outs, count on the batter, or in T-ball to advise when the "last batter is up".
- The Scorer should ensure that injuries sustained by players, officials and spectators are recorded on the Match Report Sheet
- The Home Team Scorer is responsible for the completion of the Result Sheet and Match Report as required by the League .

### Game Result (Rule 2.11.4)

The final score, when an unequal number of innings have been played, reverts back to the last equal innings except where:

- The home team is at bat and is ahead of the away team's score when the game finishes in an incomplete innings;
- The home team is at bat and the score is tied when the game finishes in an incomplete innings;
- The home team is leading at the end of the last completed inning and the game finishes in an incomplete innings with the away team at bat and still behind in the score.
- The away team is leading at the end of the last completed inning and the game finishes in an incomplete innings with the home team at bat and the run differential between the teams is less than at the end of the last completed inning.

### Result Sheet

- Result Sheets must be completed in **PEN** no pencil
- Home Team Scorer must complete the Results Sheet.
- Away Team Scorer should check the Result sheet for accuracy
- Must be signed by both coaches and then the umpire.
- Away team is listed on the left, Home team listed on the right
- **Full** first and last names must be used.
- Place an X in the box if a child sits off an innings. **NO PLAYER IN THE LINE-UP WILL BE LEFT ON THE BENCH FOR CONSECUTIVE INNINGS, EXCEPT IN U14 DIVISION 1 AND U16 DIVISION 1 WHERE A PLAYER MAY BE LEFT ON THE BENCH FOR A MAXIMUM OF TWO (Rule 2.10.9)**

**Result Sheet can be handed into the Pioneer Canteen (Saturday morning) or mailed to 3 Rokeva St Eastwood**

**The results for all your games must be SMS to 0412 250 052. State whether you are the home or the away team. EG Mac Saints home team 16 – North Ryde 5.**

### Match Report Sheet

- PLAYER INJURY ( to be completed by Scorer or Umpire)
- PLAYER / OFFICIAL EJECTED (to be completed by Umpire )
- RULES PROTEST ( to be completed by the Coach protesting) Note the Mechanics of a protest in outlined in Rule 2.6.2